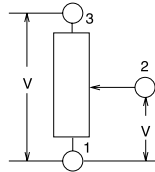


Caution

[Circuit for Analog Stick Controller]

When using a variable resistor, the voltage divider circuit as shown in Figure A is recommended.

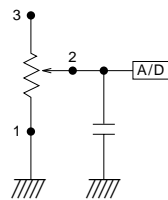
A. Voltage divider type



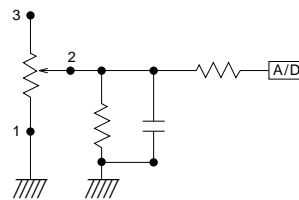
[Impedance on the Output Side]

Since this pot is designed to use with its output is connected directly to A/D port. Impedance is considered to be mega ohm level, then contact resistance in the pot is higher Please refer to Fig-1. So when you use it in the circuit like Fig-2, please make sure that impedance should be over than 1M-ohm.

[Fig.1]



[Fig.2]

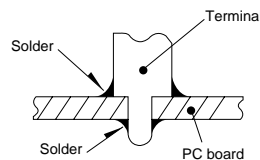


[Dew Condensation]

Avoid using the product in circumstances where condensation or sweating might occur inside the product. Condensation may cause insulation deterioration or shorting.

[Soldering]

Avoid employing wiring designs and soldering methods in which molten solder flows over the upper surface of PC board, as illustrated in the schematic drawing. This can cause occurrences of imperfect contacts.



[Stress Being Applied to the Terminals]

Always pay special attention not to apply excessive stress when handling the terminals. Also, be sure to design appropriate soldering conditions.

[Handling of Products with Switches]

When packing or storing, check that no load is applied to the shaft. Packaging or storing with the shaft subject to load may cause malfunction.

The above operation notes are quoted from the "Precaution and Guideline of Potentiometer for Electrical Devices", a technical report issued by the Japan Electronics and Information Technology Industries Association EIAJ RCR-2191A (in March 2002).

For details, refer to the original technical report.

Rotary
Potentiometers

Slide
Potentiometers

Multi Control
Devices

Sensors

Variable Resistor
Type

Switch
Type